



EZ9Plus & EZ11Plus Instructions on:

“Daily Cleaning
and Maintenance”




Tuttnauer[™]
Your Sterilization & Infection Control Partners



Why is cleaning important?

Cleaning is an important part of maintaining your sterilizer. Cleaning the autoclave door gasket is a very simple, but important procedure to keep your sterilizer operating properly. If the gasket is not cleaned regularly, dirt and debris will build up and allow steam to leak out of the sterilizer. This will cause the sterilizer to fail the cycle.




Clean the door gasket and outside rim of the chamber with a mild detergent, water and a soft cloth or sponge.






The gasket should be clean and smooth.





Be sure to clean the inside and outside of the gasket flap.






Clean the water sensor in the rear of the chamber with a damp cloth or sponge.

Cleaning the dirt off the sides of the sensor is more important than the tip.

NOTE: A dirty sensor can cause a false “water in the chamber” reading and keep the door locked.




Tuttnauer[™]
Your Sterilization & Infection Control Partners